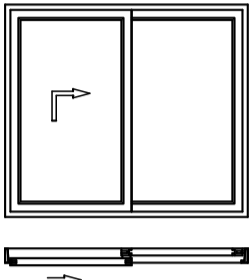
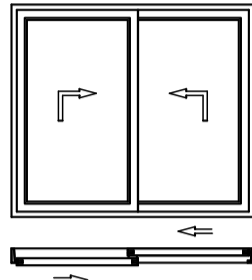


⚠ Please note!

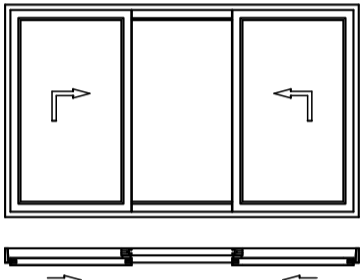
When installing movable sashes, the sash height / sash width ratio of $> 2:1$ must be avoided under all circumstances!
Systems Plan D and F have only low requirements with regard to leak tightness!



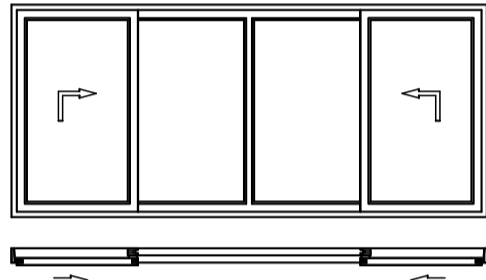
System: A



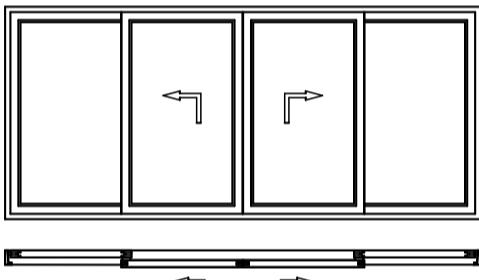
System: D



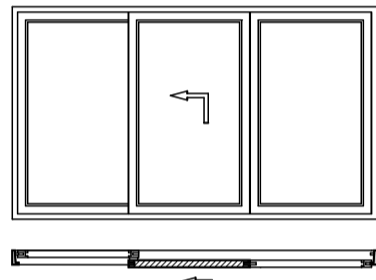
System: K



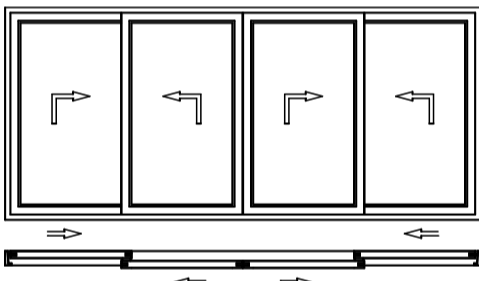
System: K- 3 part (lift/slide door) with false mullion



System: C



Variant, System: C



System: F

